

# AR440

OPERATING WEIGHT  
5,400 - 5,800 kg

ENGINE OUTPUT  
55.4 kW (74.3 HP)

SHOVEL CAPACITY  
1.0 - 1.6 m<sup>3</sup>



 **Weycor**  
BY ATLAS WEYHAUSEN



## FIRST IMPRESSIONS COUNT!

weycor wheel loaders are more than the sum of their parts. They reflect true passion, a fascination with technology and 'Made in Germany' quality. It's thanks to the innovative spirit of our people, their dedication to detail and their passion for powerful engine technology that this new generation of wheel loaders has been developed.

**5,400\*** KG  
OPERATING WEIGHT

**55.4** KW (74.3 HP)  
ENGINE OUTPUT

**1.0** M<sup>3</sup>  
SHOVEL CAPACITY

### Operating data

Shovel capacity	<b>1.0 m<sup>3</sup></b>
Track width	<b>1,510 mm</b>
Turning radius (outer shovel edge)	<b>4,478 mm</b>
Tear out force	<b>5,160 daN</b>
Torque	<b>4,100 daN</b>
Tipping load, straight	<b>4,490 kg</b>
Tipping load, articulated	<b>3,990 kg</b>
Lifting capacity at ground level	<b>4,590 daN</b>
Operating weight	<b>5,400 kg</b>

### Specifications

#### Differing data for use of pallet forks (500 mm distance to center of gravity)\*

Static tipping load, straight and articulated	<b>3,170 kg</b>
Lifting capacity	<b>2,536 daN</b>
Payload 80% even surface**	<b>2,536 kg</b>
Payload 60% uneven surface***	<b>1,902 kg</b>

#### Sound level

Average sound power level L <sub>WA</sub> <sup>(1)</sup>	<b>100.0 dB(A)</b>
Guaranteed sound power level L <sub>WA</sub> <sup>(2)</sup>	<b>101.0 dB(A)</b>
Sound pressure level L <sub>pA</sub> <sup>(3)</sup>	<b>77.0 dB(A)</b>
Vibration values hand/arm/whole body vibration <sup>(4)</sup>	<b>&lt; 2.5/0.5 m/s<sup>2</sup></b>

\*Travel with load only permitted close to the ground. \*\*According to ISO 8313 and EN 474-3. \*\*\*According to ISO 14396, EU RL97/68/EC. (1) According to 2000/14/EG & appendixes. (2) According to 2000/14/EG & appendixes. (3) According to ISO 6396. (4) According to ISO 8041.

### Important Information on Shovel Size / Shovel Contents:

The details contained in this brochure relate solely to the weycor shovels referred to in the respective data sheet, with the associated technical parameters and configurations on which the respective CE approval for the device is based. The volume of the specific usable shovel depends on the material-specific bulk weights (t/m<sup>3</sup>) of the shovel contents, which you can take as approximations from the data sheet's TABLE OF SPECIFIC WEIGHTS IN t/m<sup>3</sup>. Regardless of this, neither the wheel loader's permissible working weight nor its permissible tipping loads may be exceeded. If the wheel loader is equipped with shovels that are not manufactured and licenced by Atlas Weyhausen GmbH, the buyer and / or the operator is solely responsible for compliance with the relevant statutory regulations and licensing requirements – particularly those relating to road-traffic and road-traffic-licensing law.

\*The operating weight may vary with different equipment. All technical information refers exclusively to the standard device.

# DETAILS THAT MAKE AN IMPRESSION

It is demanding to meet the new legal requirements for exhaust emissions. The challenge is to create also tangible benefits for our customers. We are proud to have achieved both in the development of the current wheel loader generation: more power - less consumption, plus a number of others innovations that really make a difference on tough construction sites.

## State of the art kinematics

weycor Z-kinematics is characterised by high frictional forces and excellent lifting heights. The very good parallel guide provides the optimal prerequisites for using pallet forks. When the hoist is lowered with the shovel, the shovel returns automatically to the digging position. The boom that is tapered towards the top provides the best possible view of the attachment and working area at all times, even under difficult operating conditions.

## Hydraulic quick-change attachment

By allowing you to change the wheel loader's attachments in a few seconds, it turns the vehicle into an all-rounder.

## Articulated-pendulum joint

In weycor wheel loaders, we use robust, low-maintenance articulated-swivel joints almost exclusively in conjunction with rigid axes. With an oscillation of  $\pm 12^\circ$  in the rear carriage and an articulation angle of  $40^\circ$ , these provide outstanding cross-country mobility, protect the ground and offer extreme manoeuvrability. With their low centre of gravity, weycor wheel loaders have a high tilt stability even under extreme conditions.

## Easy maintenance

Low-maintenance and quick, easy servicing is achieved by central, consolidated, easy-to-reach service points.

## Comfortable cabin

In addition to the excellent circumferential visibility in the wheel loader, its clearly arranged controls and its ergonomic design.

## Powerful drive unit


weycor wheel loaders are equipped with state-of-the-art engines which combine high power reserves for challenging operations with up-to-date low emission values.

## Inching Pedal

As the only manufacturer, our wheel loaders have a separate inching pedal as standard. This prevents the possibility of moving against the operating brake, in contrast to the combination of a brake/inch pedal. A generously proportioned inching range facilitates precise distribution of shearing and lifting forces. The result: less wear and lower fuel consumption.

## Spring-loaded brake

The spring-loaded or negative brake in weycor wheel loaders is a closed brake system (oil bath multiple-disc brake) which holds the wheel loader securely in position on a slope when the brake or inch function is activated and automatically locks all four wheels when the engine is at a standstill. The multiple-disc brake runs in the oil bath and is particularly low-maintenance and low-wearing as a result.



# INNOVATIVE ENGINE TECHNOLOGY

## TD 2.9 L4 – intelligent efficient

We have been convinced of the quality of Deutz engines for over 40 years. Our cooperation with Deutz also offers numerous benefits for the AR 440: such as the electronic engine control with intelligent connection to the drive management. This ensures the best engine performance with low fuel consumption.



## Deutz engine technology: TD 2.9 L4

Water-cooled 4-cylinder inline engine with cooled, external exhaust gas recirculation with turbocharging and with charge air cooling. The powerful Common Rail injection system and highly-efficient combustion process with cooled external exhaust gas recirculation ensure optimum engine performance at low fuel consumption and exhaust emissions.

Through the use of the diesel particulate filter, the engines comply with the EU Stage V emissions standard 2019. For ease of machine installation engine foot print and all major installation interfaces will stay unchanged for Stage V.

## Mighty performance

55.4 kW at a maximum of 2,200 rpm

## Compliance with emission standards

EU Stage 5 - DOC + DPF from 2019



# TECHNICAL DATA

## Engine

Model	TD 2.9 L4
Design	water-cooled
Output	55.4 kW (74.3 HP) at 2,200 rpm
Max. torque	260 Nm at 1,600 rpm
Cubic capacity	2,924 cm <sup>3</sup>
Number of cylinders	4 in line

## Electrical system

Operating voltage	12 V
Battery	12 V / 100 Ah
Generator	14 V / 95 A
Starter	12 V / 2,6 kW

## Drive

Output-regulated hydrostatic drive with pressure cut off and closed circuit acting on all 4 wheels.

Speed with standard tires:

**Operating speed range** 0–6.5 km/h

**Road speed range** 0–20 km/h

1st and 2nd hydraulic gear can be engaged under load, forward/backward travel also. Forward/backward travel, speed ranges and off-position operational via weycor joystick. Drive operated by accelerator and separate inching pedal for best distribution of the hydraulic power for thrust and lifting forces.

## Brakes

**Standard brake:** Multi-disc brake in oil bath acting on all 4 wheels.

Supplementary brake functions via inching pedal and hydrostatic drive acting on all 4 wheels.

**Parking brake:** Parking brake as springloaded brake acting on all 4 wheels. In case of standstill of engine the spring-loaded brake is automatically reactivated.

## Axles

Rigid axles with planetary reduction gears in wheel hubs, connecting electrically 100%- differential lock in front and rear axle.

## Steering

Fully hydraulic center pivot steering

Front and rear wheels follow the same track

Steering angle of 40° to each side, ±12° angular movement at rear of vehicle

Operating pressure of steering hydraulics 175 bar

Emergency steering function

## Tires (Special tires upon request)

**Standard:** 12.5-20 MPT – Multi-purpose tires for sand and gravel surfaces, woodland, roads and paths

**Special tires:** 400/70 R20 XMCL – Wheel loader tires for clay, sand, gravel, fields and greenland, fortified roads

405/70 R20 EM – Construction machine tires for clay, sand, gravel, asphaltting, roads, gardening and landscaping

## Hydraulic system

Gear pump for loading and steering hydraulics

Priority valve favoring steering hydraulics

Lowering brake dependent of load

3rd hydraulic section serial

Loading hydraulic hydraulically pre-activated by weycor joystick, including float position

Operating pressure 235 bar, Delivery of pump 62 l/min

Option: Loading hydraulics electrically pre-activated

## Fuel/oil capacities

Diesel	100 Liter
Hydraulic oil	76 Liter
Engine oil	8 Liter
Front axle	4.6 Liter
Rear axle	5.1 Liter
Gear oil	0.9 Liter
Cooling liquid	13 Liter

## Loading equipment

Powerful and solid Z-kinematics with high tear out force

Hydraulic quick change device

Activation of all functions by weycor joystick

Parallel movement while using pallet forks

Automatic shovel return to excavation position

Locking device acc. to German StVZO for road travel

**Lifting** **5.3 s**

**Lowering** **3.8 s**

**Tipping** **1.7 s**

## Equipment – Series

Rear driving mirrors, foldable

Heatable rear screen

Comfortable access to cab from both sides

Activation of all functions by weycor joystick

Control lights for speed range, forward/backward travel

Lights acc. to German StVZO for road travel

Individually adjustable driver's seat with adjustable right arm rest

Engine oil heating with heat exchange and 4-stage fan

Front windscreen ventilation, variable output

Sound absorbing ROPS cab

Windscreen wipe and wash unit in front and rear

Sun visor, coat hook, ceiling lamp, stow facility

Adjustable steering column

Heat protection glazing with largetinted screens

Control lights for engine oil pressure, overheating, hydraulic oil temperature, battery power, parking brake and air filter

Central dashboard with indicators for preheating, engine temperature, fuel, working hour meter

weycor joystick with knurled wheel and slide switch

## Equipment – Option

Load check valve for lifting and working cylinders

Trailer coupling

Main battery switch

Special paintings and oils

Corrosion prevention against salt

weycor diagnostic system (ADS) for monitoring engine parameters with integrated electronic anti-theft device

Warning beacon

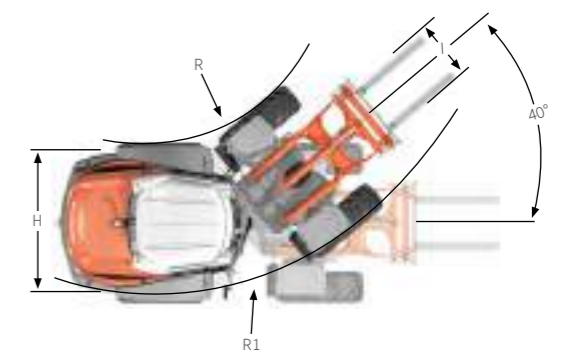
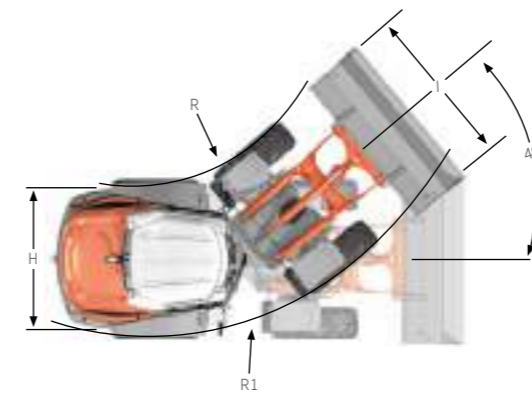
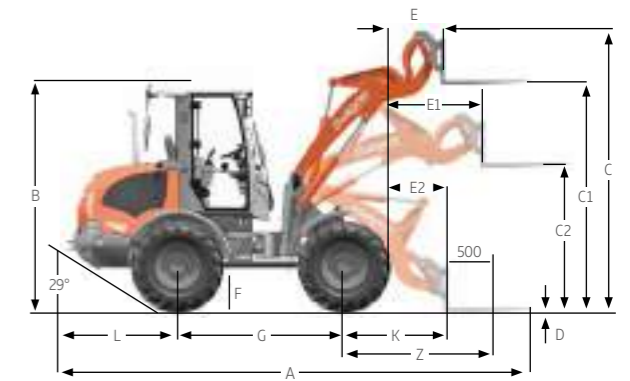
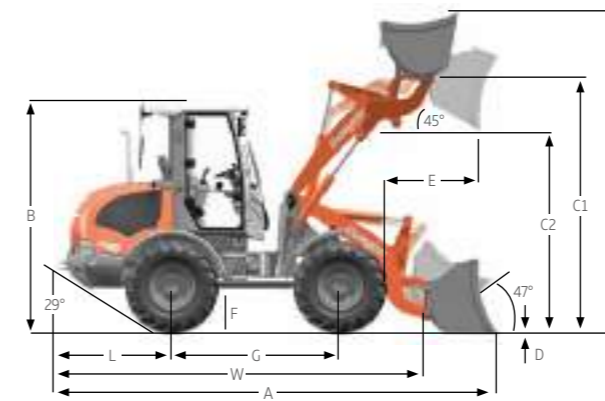
Heatable and air cushioned seats

Radio

Doors with sliding windows, left and right side

# TECHNICAL DATA

	AR 440 with standard shovel	AR 440 with pallet forks
A	5,137 mm	5,552 mm
B	2,661 mm	2,661 mm
C	4,080 mm	3,712 mm
C1	3,296 mm	3,105 mm
C2	2,616 mm	1,424 mm
D	10 mm	6 mm
E	503 mm	283 mm
E1	-	1,106 mm
E2	-	588 mm
F	421 mm	421 mm
G	2,099 mm	2,099 mm
H	1,861 mm	1,861 mm
I	2,050 mm	1,030 mm
K	-	1,122 mm
L	1,331 mm	1,331 mm
R	1,985 mm	1,985 mm
R1	3,865 mm	3,865 mm
R2	4,314 mm	4,314 mm
W	4,390 mm	4,390 mm
Z	-	1,621 mm



With standard shovel

With pallet forks

## Specific gravity for material handling weight (t/m<sup>3</sup>)

Construction		Industry		Landscaping, Agriculture			
Concrete	1.9	Sand (watery)	2.1	Ember	0.7	Agricultural crop	0.7
Soil (dry)	1.5	Sandstone	2.4	Brown coal briquette	0.8	Grain	0.6
Soil (watery)	2.0	Shale	2.2	Ferrous product	7.8	Hay	0.3
Rock (fill)	2.4	Sediment	2.1	Iron ore	2.3	Potash	1.1
Granite	1.8	Crushed stone	1.5	Cullet	1.9	Compost	1.0
Limestone	1.6	De-icing salt	1.3	Gas coke	0.4	Flour	0.5
Gravel (dry)	1.9	Clay	1.6	Timber	0.8	Clay (watery)	2.3
Gravel (watery)	2.1	Cement	1.7	Mineral coal	1.2	Phosphate fertiliser	2.2
Loam	1.7	Clinker (stacked)	1.8	Paper	0.9	Turf (watery)	1.1
Plaster	2.2			Slag	1.0	Turf (dry)	0.4
Sand (dry)	1.9			Slag concrete	2.7	Mineral fertiliser	1.0



You can find our current product range and more exciting details at: [www.products.weycor.de](http://www.products.weycor.de) or [www.weycor.de](http://www.weycor.de)

Under our policy of continuous improvement, we reserve the right to change specifications and design without prior notice, errors expected. The technical data refer only to the standard version, illustrations do not necessarily show the standard version of the machine. Not all products are available in all markets.

weycor is a brand of ATLAS WEYHAUSEN GMBH.

ATLAS WEYHAUSEN GMBH · D - 27793 Wildeshausen  
Phone +49 (0) 44 31 - 98 10 · [info@weycor.de](mailto:info@weycor.de) · [www.weycor.de](http://www.weycor.de)

